

# COLLECTING HONEY

## simple steps for better honey



**1** bee prepared



**Always get your tools & clothing ready before opening the hive.**

**DON'T** work bees if you are not prepared or if you are rough—you will get stung more



**2** smoke is protection



**Keep your smoker burning. Use smoke on yourself & the hive to calm the bees.**

**DON'T** let your smoker get too empty—you need smoke for protection



**3** use clean buckets



**If harvesting, use clean buckets with tight lids so bees cannot enter.**

**DON'T** use dirty buckets or buckets with holes—bees will start robbing and stinging



**4** check hives regularly



**Look at your hives every 2–3 weeks in honey season.**

**DON'T** harvest from hives with less than five large brood combs—weak hives may leave



**5** work bees when cool



**Work hives in early morning or at night when bees are calm.**

**DON'T** work hives when it is hot—hot bees are angry and sting more



**6** hive switch



**Move the hive you want to work on to a shady area and leave an empty hive in its place—when done, move the hive back.**

**DON'T** work a hive that is too angry. Close it and come back later—angry bees sting more



**7** work behind hive



**Stand behind the hive so bees can fly freely.**

**DON'T** stand at the hive entrance—guard bees will attack you



**8** brush bees



**Before removing comb, gently brush the bees back into the hive with leaves or grass**

**DON'T** crush or shake bees roughly—this will make them sting



**9** re-hive brood comb quickly




**Put brood comb back fast. Do not harvest brood.**

**DON'T** harvest combs with larvae or capped brood—leave the baby bees to grow




**10** harvest ripe honey only




**When harvesting, take only honeycomb that is mostly capped with white wax—this means the honey is ready.**

**DON'T** harvest combs with many open cells—unripe honey will spoil




**11** bucket honey quickly



**Cut the comb from the top-bar and place it in the bucket. Close the lid immediately and put the top-bar back on the hive.**

**DON'T** leave buckets uncovered or too full—bees will get in and start robbing



**12** leave colony some honey



**Leave 1 comb of honey for every 2 combs of brood so the bees don't leave.**

**DON'T** take too much honey before the dry season—the bees will get hungry and leave



**13** bury leftover smoker fuel



**Bury hot smoker fuel or take it home to prevent fires**

**DON'T** dump hot embers on the ground—this can cause fires



**14** keep wax & honey covered scraps



**Take wax bits home to prevent bees from fighting and leaving.**

**DON'T** leave honey-covered scraps in the apiary—bees will fight and leave



**Support for harvest can be requested from the local Community Beekeeping Trainer or**

**Mohammed Ali Ibrahim**  
Beekeeping Enterprise  
Tamale, Ghana  
Whatsapp +233 244897347

**Abdulai Abdul Rashid**  
Destiny Honey Farms  
Tamale, Ghana  
Whatsapp + 233 245333857

